



..... How to make .....

# A BOOK

## WHAT DO YOU NEED?




**1 x A4 sheet of paper**




**A pair of scissors**

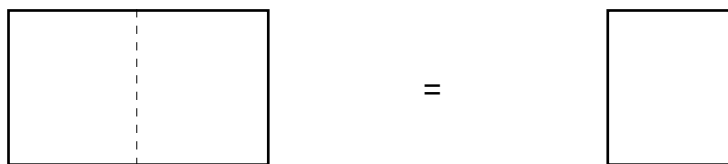
**1.** Fold your paper in half.



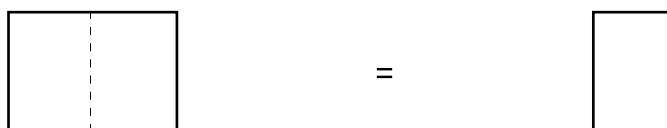
=



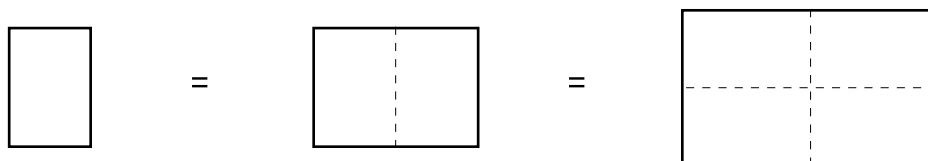
**2.** Turn the folded page 90°, and fold your paper in half again.



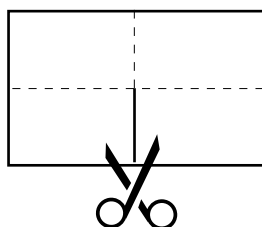
**3.** Turn the folded page 90° again, and fold your paper in half once more.



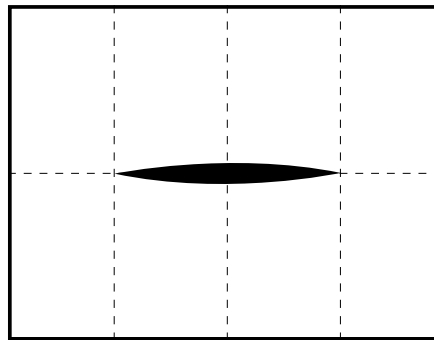
**4.** Unfold the paper twice so it's still folded once in half. You'll be able to see the fold marks across the middle.



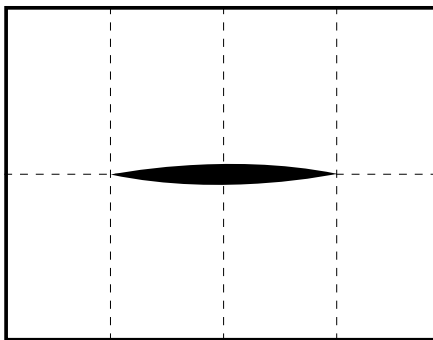
**5.** Holding the paper horizontally so the fold is on the bottom, carefully cut along the middle fold up to the centre.



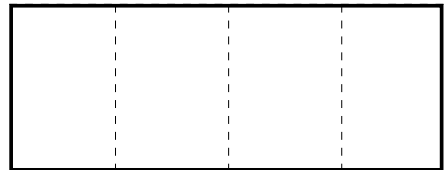
**6.** Unfold the paper completely. There will now be a slit down the very middle of the page.



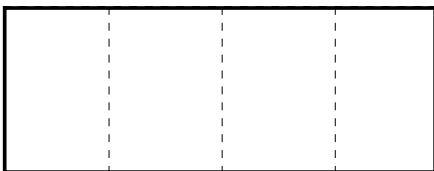
**7.** Fold the paper in half again, this time lengthwise.




=



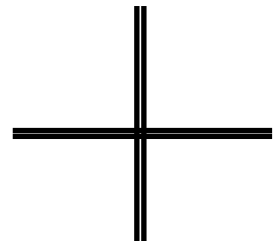
**8.** Hold up the folded page, and fold the page in on itself, creating a four pointed star shape from the cut out gap .



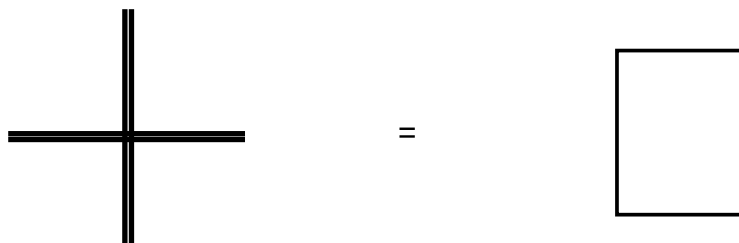
=




=




**9.** Now fold down the arms of the star shape to make a small rectangle.



**10.** Now you have an 8-page booklet you can use for your story, your drawings, or anything you like. Don't forget to leave the front blank so you can design your book cover.





# Design your book cover



Now that your book is ready, it's time to give it a face!

Let's design a book cover.

Before you start, you need to brainstorm some ideas to draw from as inspiration.

Write down ideas for your cover. I've left some prompts there if you're stuck.



Once you've come up with key images, you can choose what kind of lettering to use for the title and author name.

Maybe you can use the font you designed earlier.

There are two covers on the next page for you to try out your ideas before you do your final cover.

**Have fun!**

# ***BRAINSTORMING***

Is there a main character? What do they look like?

What kind of ending does the story have?  
Happy or sad?



What colours can you see in your book?

Where does the story take place?

Maybe this is a story without words.  
Pictures tell stories too.



**DRAFT COVER ONE**



**DRAFT COVER TWO**

